

# CAMBODIA

## Statement of Impact

ROMEAS HAEK DISTRICT, SVAY RIENG PROVINCE

2011–2014



ChildFund Australia is an independent and non-religious international development organisation that works to reduce poverty for children in the developing world.

ChildFund Australia is a member of the ChildFund Alliance - a global network of 12 organisations which assists more than 15 million children in 58 countries.

**Designer:** Sally Woodward-Hawes

**Photography:** ChildFund staff,  
Jocelyn Pederick

**Copyright:** ChildFund Australia,  
November 2015

[www.childfund.org.au](http://www.childfund.org.au)



Australian Government

Department of Foreign Affairs and Trade



This initiative is funded by the Australian Government.

# CAMBODIA

## Message from the Country Director of ChildFund Cambodia to all participants of the 2015 Attribution and Impact Workshop +

Dear Friends,

First, on behalf of ChildFund Cambodia, I would like express my sincere thanks to all community leaders and members, youth and representatives of civil society, and local government partners at sub-national level who participated in ChildFund Cambodia's 2015 Attribution and Impact Workshops. Your participation in these workshops is an important part of the partnership and collaboration that enables ChildFund Cambodia to plan and monitor its work across all sectors.

The Statement of Impact is about long-term change in Romeas Haek District, Svay Rieng Province, and ChildFund Cambodia's contribution to it. You have identified the impact of ChildFund Cambodia's work across areas of the District during the last three years.

ChildFund Cambodia recognises the importance of this Statement of Impact. We will use it to enable ChildFund Cambodia to enhance our future activities in Romeas Haek District in order to better serve communities and to respond to the real needs and issues of children, and young people.

ChildFund Cambodia commits to continue its work in Romeas Haek District, Svay Rieng Province as well as other target areas in Svay Rieng and Kratie Provinces for the benefit of children and young people.

Thanks again for your kind collaboration, support and partnership.

Yours sincerely,



Prashant Verma  
Country Director  
ChildFund Cambodia

## + Section 1: Introduction

Primary school enrolment rates are increasing, with children performing better in reading



**T**his Statement of Impact is about long-term change in Romeas Haek District, Svay Rieng Province.

The statement represents the considered views of community representatives, government and elected officials, and civil society from Romeas Haek District. These views were developed at commune and district level consultations, and at two final reflection meetings at which they reached conclusions about the changes that took place in seven communes in Romeas Haek over the three years, and the extent of ChildFund's contribution to those changes.

To help Community Representatives come to their conclusion, they were presented with evidence from surveys conducted in November 2011 and December 2014, which showed changes in a set of Outcome Indicators related to child wellbeing.

The surveys were conducted by interviewing randomly-selected samples of children, youth, and women and selected Local Authorities. Sampling was done using a methodology called Lot Quality Assurance Sampling (LQAS). Participants also reviewed a range of data relating to activities of ChildFund, government and other organisations, along with case studies of change that took place.

The following sections contain the expressed views of

children, youth, women and local authorities of Romeas Haek District, Svay Rieng Province, who participated in a two-day Attribution and Impact Workshop in March 2015. Specifically in Section 4, the participants deliberated and agreed on attribution ratings that are commensurate to ChildFund Cambodia contribution to change. The attribution rating is a score from 0 to 5.

**The participants had to provide rationale for each score given, whereas 0 means ChildFund program/projects made no contribution to change; 1 means ChildFund made a minor contribution to change; 2 means ChildFund made a significant contribution to change; 3 means ChildFund made major contribution to change; 4 means ChildFund was largely responsible for change; 5 means ChildFund was completely responsible for change.**

ChildFund Cambodia expanded to two communes after the baseline survey, so a number of indicators do not have comparative data for all seven communes. To present an accurate data comparison between 2011 to 2014, data presented for such indicators are only those from five communes. Where there are no data from 2011 survey, the data presented in this report are those from 2014 survey.

What follows represents the voice, accurately captured, of those participants.

## Section 2: Project, inputs and outputs +

**W**e, the local authorities of Romeas Haek District, noted that ChildFund Cambodia began to work in Romeas Haek District in 2011. Between 2011 and 2014, ChildFund Cambodia implemented 9 projects with a total investment of US \$1.8 million. These projects covered the areas of education, water and sanitation, livelihood development, child protection and community participation in local government planning processes.

During this period, ChildFund Cambodia provided skills and technical training to communities on topics including animal

husbandry, fruit tree planting, vegetable growing, child rights, gender, safe migration, health and sanitation, awareness on traffic laws, capacity development of commune councillors, the construction of toilets and wells, and the construction of libraries and classrooms.

In addition, ChildFund Cambodia conducted activities such as testing water quality, providing children with bicycles and helmets, providing support to commune and district administration and youth clubs, distributing fruit tree seedlings, and organising exchange visits.

## Section 3: Summary of findings related to change, ChildFund's overall contribution and recommendations +

**W**e, the local authorities of Romeas Haek District, noted that the results of the survey conducted in December 2014, **showed many positive changes** in seven target communes compared to the results of the survey in 2011.

**We concluded that ChildFund primarily contributed to these changes.** The most notable improvements were seen in the areas of education, community sanitation, agriculture, good governance and child

protection. We recommend that ChildFund should consider supporting projects in the areas of disaster risk management, health and community sanitation, nutrition, promotion of primary education, child protection and civil registration in the future, and enhance existing projects to ensure effective and sustainable development.

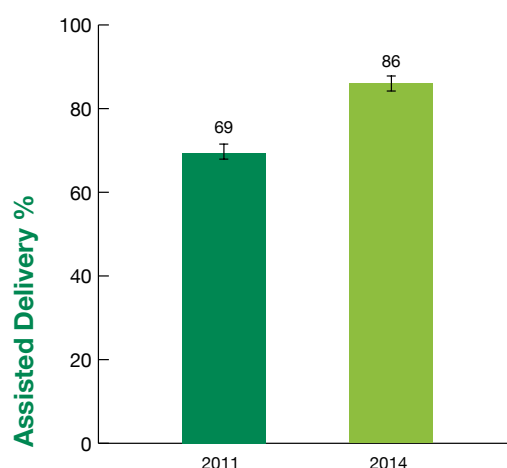
## + Section 4: Change by Outcome Indicator and Attribution to ChildFund

### Outcome Indicator 1:

*% of women 15-49 years with children age 0-59 months who delivered their last child while being assisted by skilled and trained personnel (Data from 5 communes)*

The results of the survey indicate that the number of women who delivered children with a professional midwife present increased from 69% in 2011 to 86% in 2014 in Romeas Haek District. We, the women representatives, noted that **ChildFund made no contribution to change**, because ChildFund did not implement any projects that helped to produce these changes. We attribute the changes to the work of other development organisations.

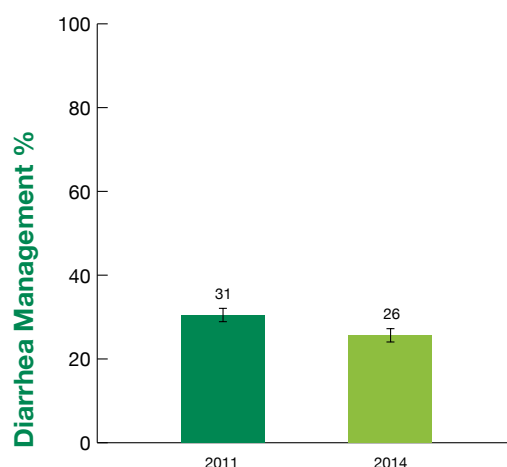
We request that ChildFund Cambodia provide further support to targeted communes to increase the percentage of children delivered by skilled and trained personnel in the future.



### Outcome Indicator 2:

*% of children 0-59 months whose most recent case of diarrhoea was acceptably managed (Data from 5 communes)*

The results of the survey did not show any progress on this indicator. We, the women representatives, noted that understanding of diarrhoea management fell from 31% in 2011 to 26% in 2014 in Romeas Haek District. We agreed that this result was due to the fact that ChildFund Cambodia did not have any related projects in this area, and request that ChildFund work with other development actors and the government to focus on improving community understanding of diarrhea management.



Birth registration rates have increased  
from 49% in 2011 to 70% in 2014

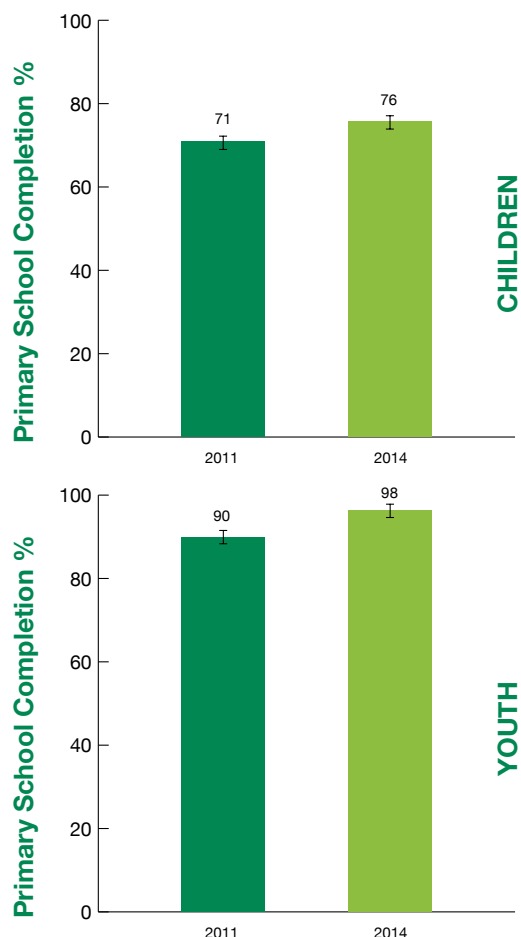


## Outcome Indicator 3:

*% of 12-16 year old boys and girls who have completed primary education (Data from 5 communes)*

The results show a positive change in primary school completion rates from 71% in 2011 to 76% in 2014 in Romeas Haek District. We, the children representatives, all concluded that **ChildFund made a major contribution to the change** by supporting children to access schools, increasing their motivation to attend school, and providing them with study materials, games, playground facilities and bicycles. ChildFund also helped to construct classroom buildings, established clubs for children, provided support to parents, and distributed clothes to children. However, we believe that the change was also, in part, brought about by ChildFund partner organisations such as Kampuchean Action for Primary Education and government agencies.

The results show a positive change in primary school completion rates from 90% in 2011 to 98% in 2014, in Romeas Haek District. We, the youth representatives, all agreed that **ChildFund made a significant contribution to this change**. ChildFund Cambodia helped provide school materials and skills training for youth, which changed their mindset towards education.

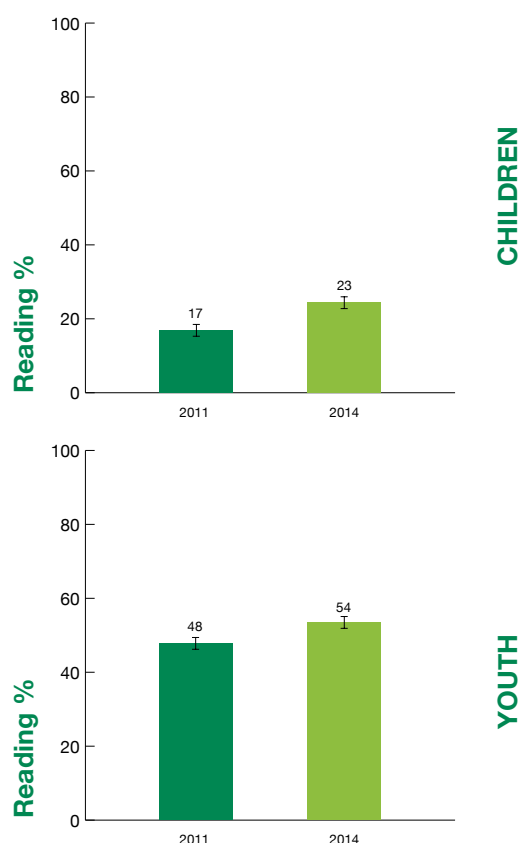


## Outcome Indicator 4:

*% of children and youth who perform at or above their current grade level in reading (Data from 5 communes)*

The results show that there has been a positive change in children's reading performance, from 17% to 23% in Romeas Haek District from 2011 to 2014. We, the children representatives, all agreed that **ChildFund Cambodia made a major contribution to the change**. This is because ChildFund Cambodia raised children's awareness on using school libraries and the benefits of children's education. ChildFund also helped form children's clubs and educated parents on the importance of their children's education. In addition, teachers and educational staff encouraged children to regularly go to school, which also contributed to this change.

The results show a positive change in youth's reading performance from 48% in 2011 to 54% in 2014 in Romeas Haek District. We, the youth representatives, all agreed that **ChildFund Cambodia made a minor contribution to this change** because other development actors and government partners were working in this area.

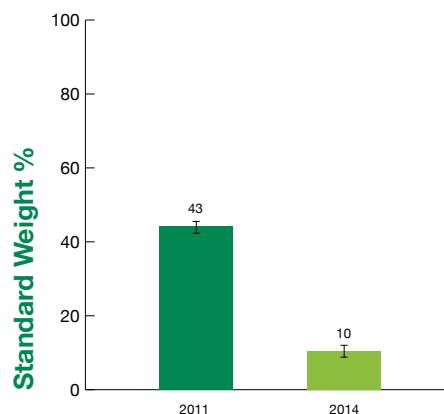


## Outcome Indicator 5:

*% of boys and girls 0-59 months who are below minus two standard deviations from median weight for age of reference population (Data from 5 communes)*

The results of the survey show a positive change in this indicator from 43% in 2011 to 10% in 2014. We, the women representatives, all agreed that **ChildFund Cambodia's projects made no contribution to this change**. The change was primarily due to the work of other development actors.

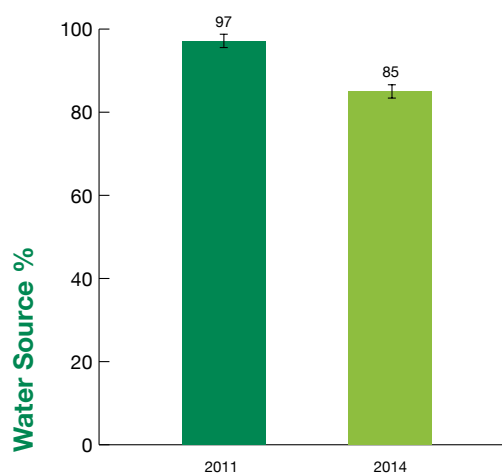
We request that ChildFund Cambodia provide a nutrition program for children and prospective mothers (pregnant mothers) in the future.



## Outcome Indicator 6:

*% of households (with children age 0-59 months) with year-round access to an improved, affordable water source (Data from 5 communes)*

The results show a decline in access to water from 97% in 2011 to 85% in 2014 in Romeas Haek District. We, the women representatives, all agreed that this negative change was a result of community members having pumped a significant quantity of water from ponds and other sources for farming during the dry season. We request that ChildFund Cambodia help build water storage for preserving rainwater and also dig ponds and wells to improve access to water in future

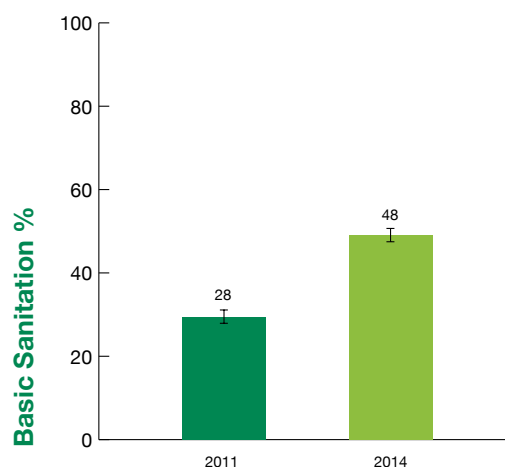


## Outcome Indicator 7:

*% of households (with children age 0-59 months) with year-round access to a basic sanitation (Data from 5 communes)*

Access to sanitation increased from 28% in 2011 to 48% in 2014 in Romeas Haek District. We, the women representatives, all agreed that **ChildFund Cambodia made a major contribution to this change** through implementing effective projects, which provided clean water and sanitation for community members. The work of other organisations also contributed to this change.

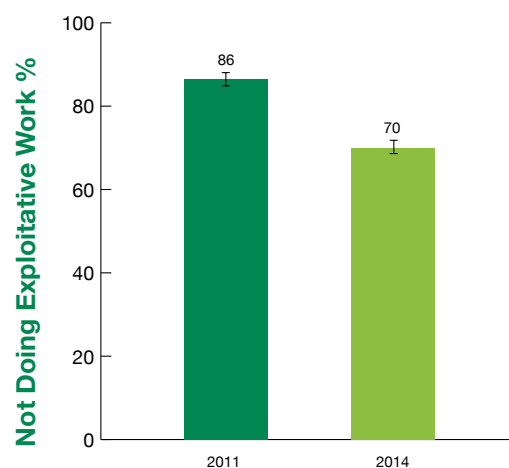
We request that ChildFund Cambodia continue its sanitation project to support the construction of toilets for all families of the target villages in Romeas Haek District.



## Outcome Indicator 8:

*% of youth who are not doing exploitative, harmful or dangerous work (Data from 5 communes)*

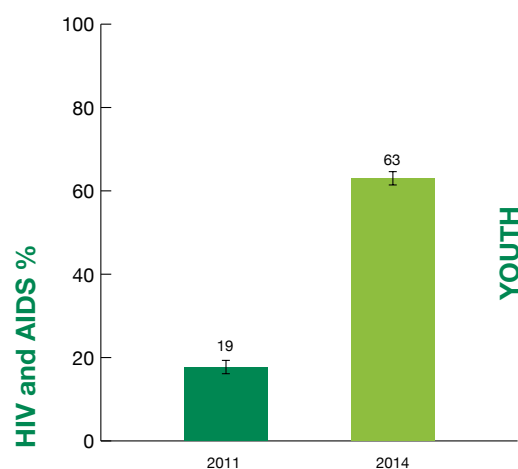
The rate of youth engaged in non-exploitative work declined from 86% in 2011 to 70% in 2014 in Romeas Haek District. We, the youth representatives, noted the decline. This is because fewer youth participated in the ChildFund safe migration campaign. There is a need to reach out to a significant number of youth and educate them about exploitative work conditions.



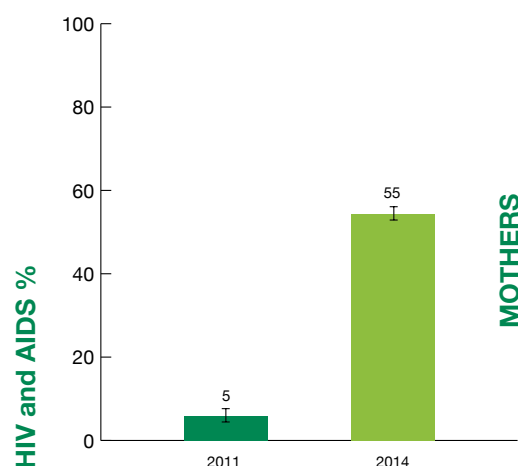
## Outcome Indicator 9:

*% of women of child bearing age and youth can identify and articulate at least two ways of preventing HIV infection (Data from 5 communes)*

The result shows a positive change in this indicator from 19% in 2011 to 63% in 2014 in Romeas Haek District. We, the youth representatives, all agreed that **ChildFund Cambodia made a minor contribution to this change**, because many other development actors have been providing services in this area.



The result shows an increase in the number of women who could identify methods of HIV prevention from 5% in 2011 to 55% in 2014 in Romeas Haek District. We, the women representatives, all agreed that **ChildFund Cambodia made a minor contribution to this change**, because ChildFund did not implement any specific projects associated with this indicator. We attribute the change to the contribution from other organisations and request that ChildFund Cambodia help disseminate more information on HIV prevention in future.



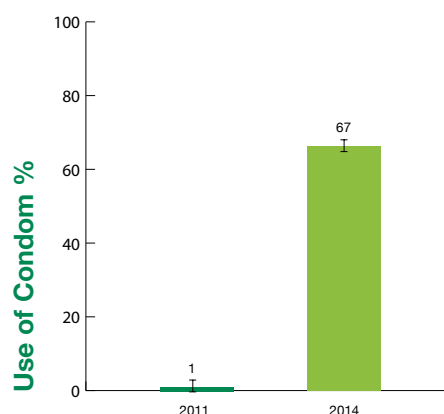
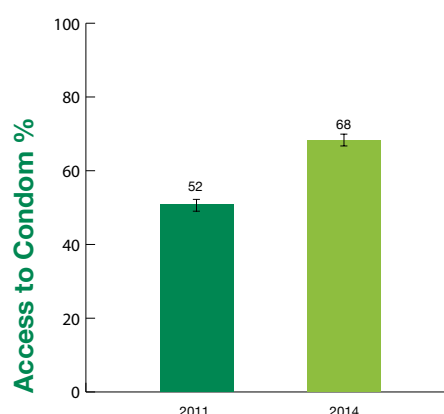


Children were active participants in the impact assessment process

## Outcome Indicator 10:

*% of youth being able to access and having knowledge of how to use condoms effectively (Data from 5 communes)*

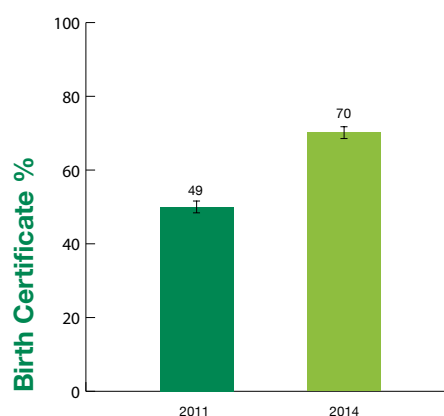
The result shows a positive change in this indicator with the number of people with access to condoms increasing from 52% in 2011 to 68% in 2014, and the number of people with knowledge of how to properly use condoms increasing from 1% in 2011 to 67% in 2014. We, the youth representatives, all agreed that **ChildFund Cambodia made a minor contribution to these changes**. This was because other development actors and the government have contributed more to this change.



## Outcome Indicator 11:

*% of children aged 0-5 years whose mother/caregiver can produce a birth registration certificate (Data from 5 communes)*

The result shows a positive change in this indicator from 49% in 2011 to 70% in 2014 in Romeas Haek District. We, the women representatives, all agreed that **ChildFund Cambodia made a major contribution to this change** through awareness raising on the importance and purpose of birth registration. Other development actors also contributed to this change.

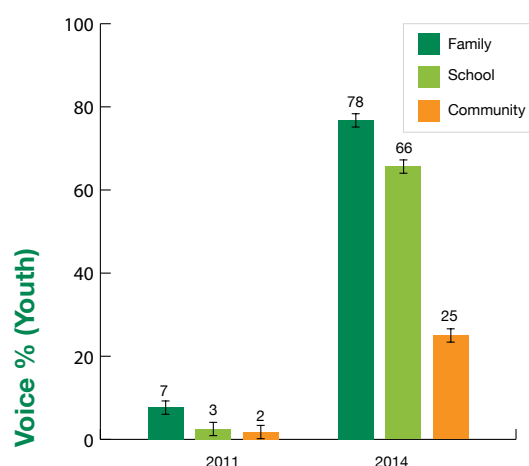
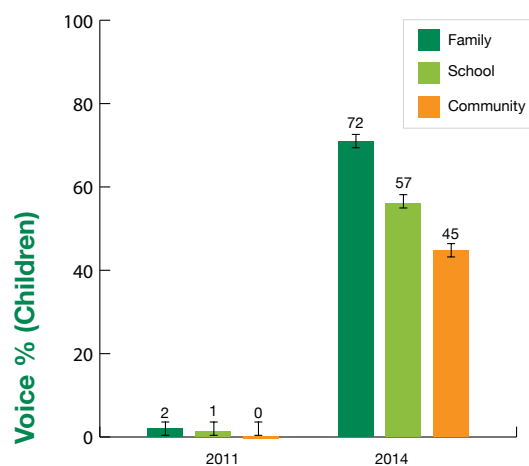


## Outcome Indicator 12:

*% of children and youth who report having opportunities to voice their opinions in decisions that concern them (Data from 5 communes)*

The result shows a positive change in this indicator. The number of children with opportunities to take part in decision-making increased in their families (2% in 2011 to 72% in 2014), in schools (1% in 2011 to 57% in 2014) and in their communities (0% in 2011 to 45% in 2014). We, the children representatives, all agreed that **ChildFund Cambodia made a major contribution to these changes**. This is the result of various training activities for children as well as support and encouragement from parents and teachers.

The result shows a positive change in this indicator. The number of youth with opportunities to voice their opinion in decision-making increased in their families (7% in 2011 to 78% in 2014), in schools (3% in 2011 to 66% in 2014) and in their communities (2% in 2011 to 25% in 2014) in Romeas Haek District. We, the children representatives, all agreed that **ChildFund Cambodia made a major contribution to this change** by providing many training activities and opportunities for youth to express their opinion, discussion and make decisions at community level.



Primary school completion rates have increased from 71% in 2011 to 76% in 2014



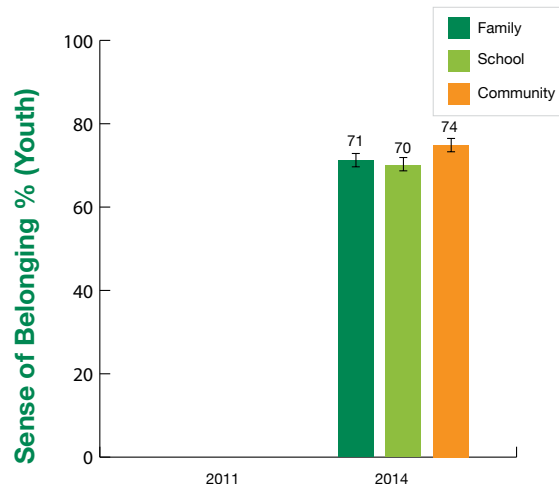
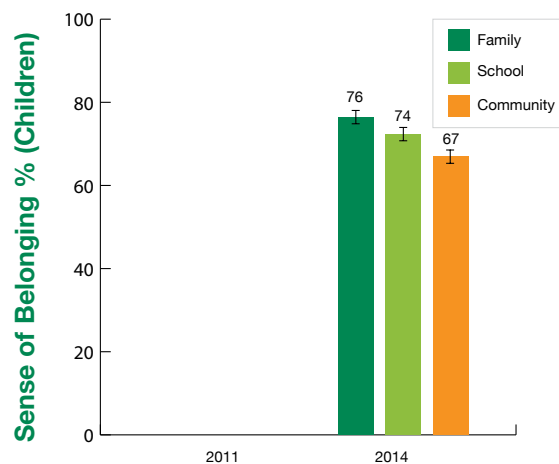
## Outcome Indicator 13:

*% of children 6-14 and youth age 15-24 with a sense of belonging and a positive outlook for their future (Data from 5 communes)*

### Outcome Indicator 13a: Sense of belonging

There is no data for comparison because this Outcome Indicator was not measured in 2011. We, the children representatives, all noted that children's sense of belonging was 76% within the family, 74% within schools, and 67% within the community in the results of the survey from 2014. We all agree that **ChildFund Cambodia was a major contributor to this result** through providing opportunities for children to participate in child club activities, trainings and community planning processes.

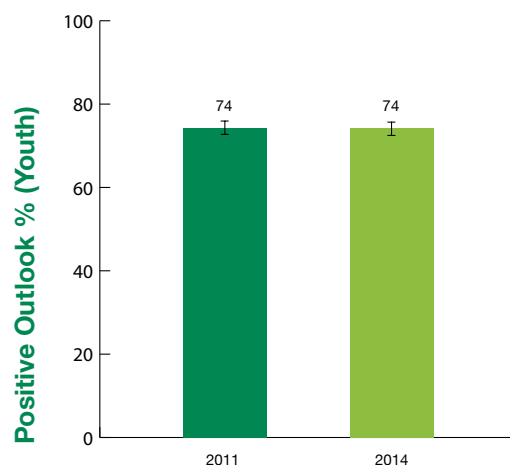
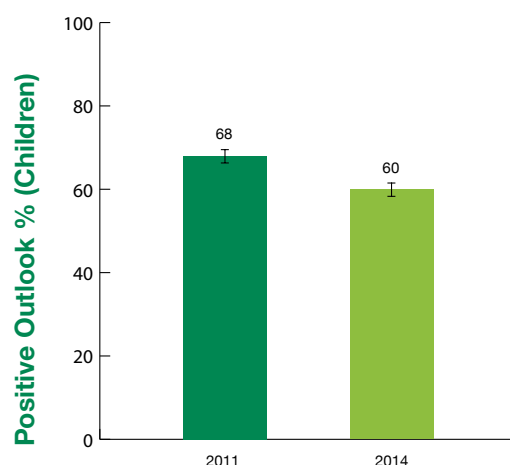
There is no data for comparison because this Outcome Indicator was not measured in 2011. We, the youth representatives, all noted that youth's sense of belonging was 71% within the family, 70% within the school, and 74% within the community in the results of the survey from 2014. **ChildFund Cambodia made a major contribution to this result** because ChildFund facilitated opportunities for youth to participate in decision-making and built our capacity to disseminate information to other youth and their communities.



### Outcome Indicator 13b: Positive outlook

The result for this indicator fell from 68 % in 2011 to 60% in 2014. We, the children representatives, noted that although ChildFund Cambodia has implemented many activities related to this indicator, child participation in child club activities were still limited. We suggest that ChildFund Cambodia further support children to participate in child club activities at school so that they have an opportunity to study and learn life skills, and encourage parents, teachers, authorities and other stakeholders to motivate children.

We, the youth representatives, noted that although youth actively participated in ChildFund Cambodia's project activities related to this indicator, the data shows that there was no improvement in the positive outlook of youth between 2011 and 2014. We all suggest that ChildFund Cambodia should continue to provide opportunities and encouragement for youth to become involved in ChildFund's activities.

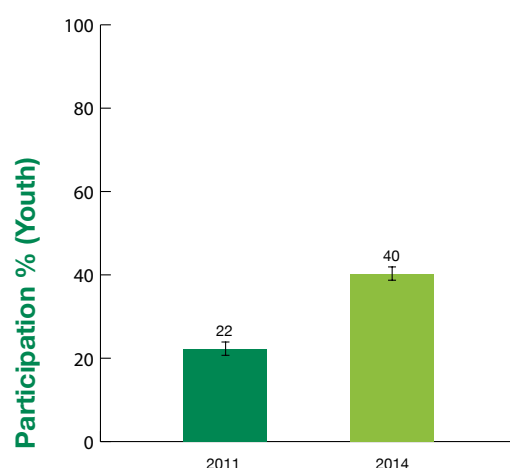
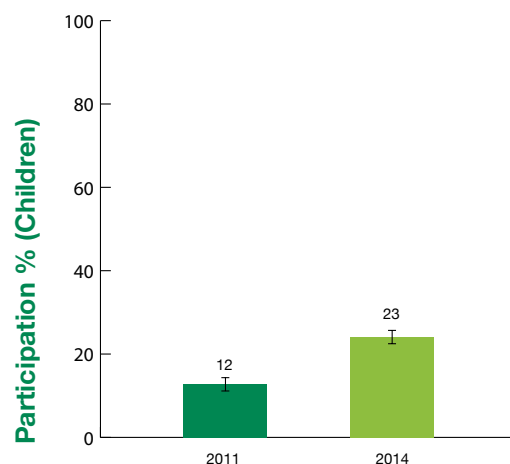


## Outcome Indicator 14:

*% of children and youth who participate in youth groups, clubs or other social or community organisations (Data from 5 communes)*

There was positive change on this indicator from 12% in 2011 to 23% in 2014 in Romeas Haek District. We, the children representatives, all agreed that **ChildFund Cambodia made a major contribution to this change** by providing training on preparing commune development plans and promoting the importance of reading books in libraries and youth clubs. We felt that ChildFund Cambodia's projects were very useful to us.

The result showed a positive change in youth participation in youth groups from 22% in 2011 to 40% in 2014 in Romeas Haek District. We, the youth representatives, all agreed that **ChildFund Cambodia made a major contribution** to this by providing lots of training and materials to youth in our community.

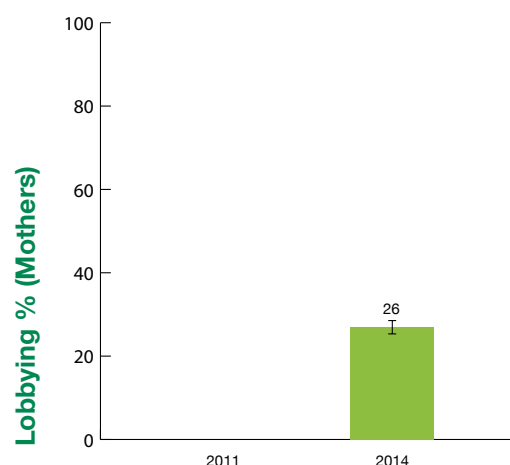
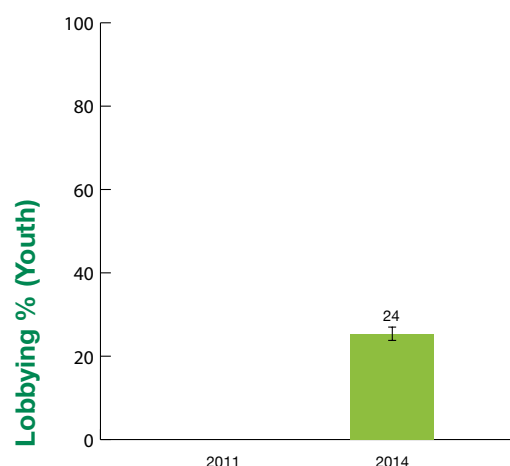


## Outcome Indicator 15:

*Number of ChildFund Australia local community-level partners and/or ChildFund-supported community groups that have advocated or lobbied local duty-bearers for changes to service provision or the realisation of child rights (Data from 7 communes)*

There is no data for comparison because this Outcome Indicator was not measured in 2011. We note that the results of the survey from 2014 showed that 24% of youth lobbied, as part of a group for community-level partners, to provide better services. We feel that **ChildFund Cambodia always encourages us to seek support from authorities.**

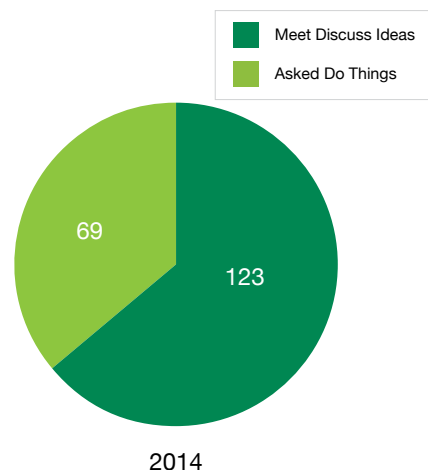
There is no data for comparison because this Outcome Indicator was not measured in 2011. According to the survey results from 2014, 26% of mothers sought help and support from local authorities. We, the women representatives, all agreed that **ChildFund contributed to this result** by facilitating capacity-building activities to community members including local authorities and mothers on migration, domestic violence, and child trafficking.



## Outcome Indicator 15 (continued):

There is no data for comparison because this Outcome Indicator was not measured in 2011. The data shows that there were 123 main community organisations, groups or networks that came together to discuss issues of service delivery in the areas of education, health and rural development. There were 69 community organisations, groups or networks that proposed to local authorities to implement community development activities. ChildFund Cambodia provided effective interventions in this area, which have covered all the seven target communes. The participants in the consultative meetings at the commune also recognised this **and highly valued ChildFund's contributions.**

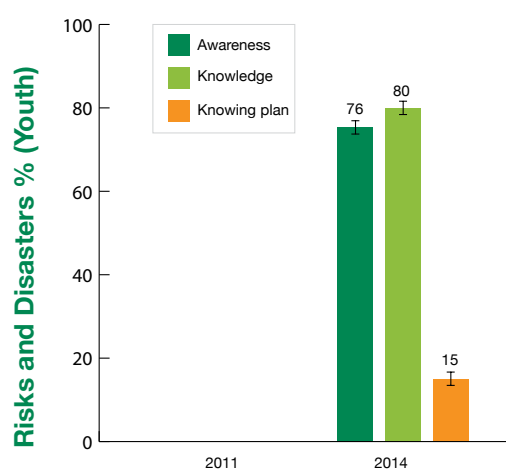
Lobbying (Authority)



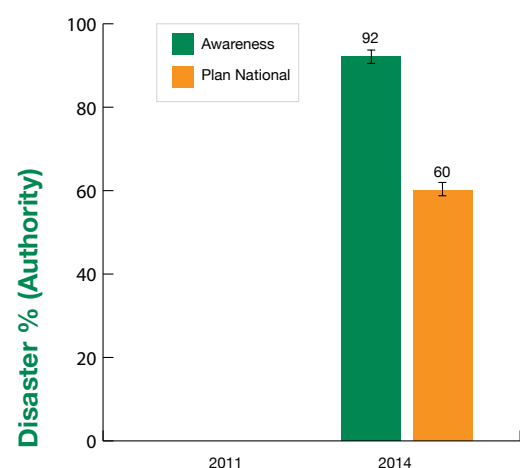
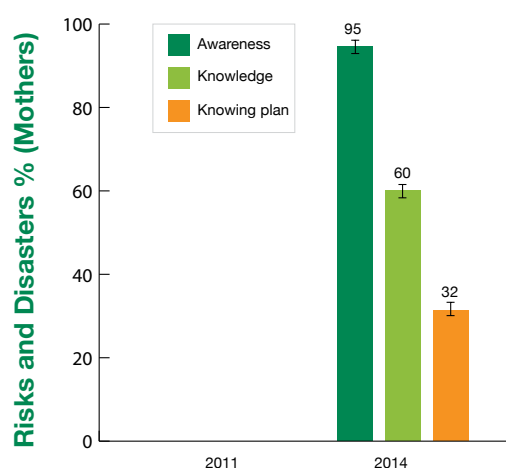
## Outcome Indicator 16:

*(a) % of women/caregivers, youth, children and local authorities aware of potential risks and disasters and can say what to do in response; (b) Number of communities with Community Action Plan for Risk Reduction (and if considered necessary, a Disaster Preparedness Plan) based on participatory assessment of risks, including those related to climate change, relevant to local conditions, known to the community, and consistent with national standards) (Data from 7 communes)*

There is no data for comparison because this Outcome Indicator was not measured in 2011. The survey results in 2014 show that 76% of youth were aware of potential disasters, 80% knew what to do in case of disaster, and 15% knew about a disaster preparedness plan.



There is no data for comparison because this Outcome Indicator was not measured in 2011. The survey results in 2014 show that 95% of women were aware of potential disasters, 60% knew what to do in case of disaster, and 32% knew about a disaster preparedness plan.



There is no data for comparison because this Outcome Indicator was not measured in 2011. The survey results in 2014 shows that 92% of local authorities were aware of potential disasters and 60% reported that disaster preparedness plans are aligned with national standards. ChildFund Cambodia, do not have any specific project for this indicator but conducted awareness raising sessions on disaster risk in communities. We propose to ChildFund to implement disaster risk reduction projects. Other development actors also implemented activities related to this indicator.

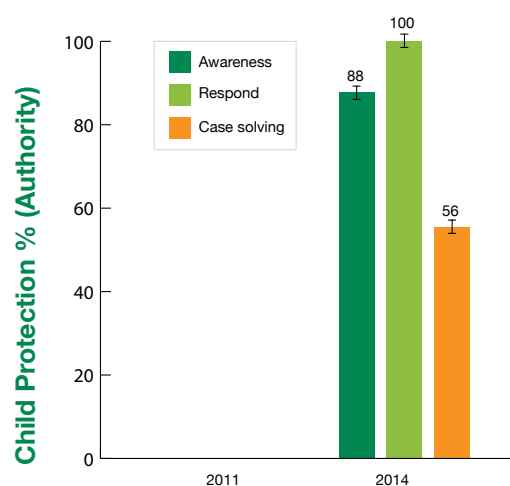
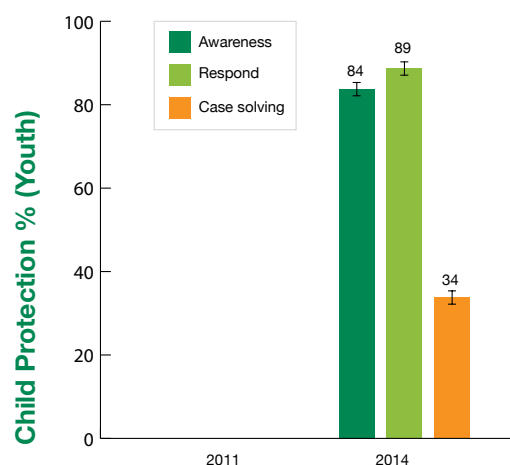
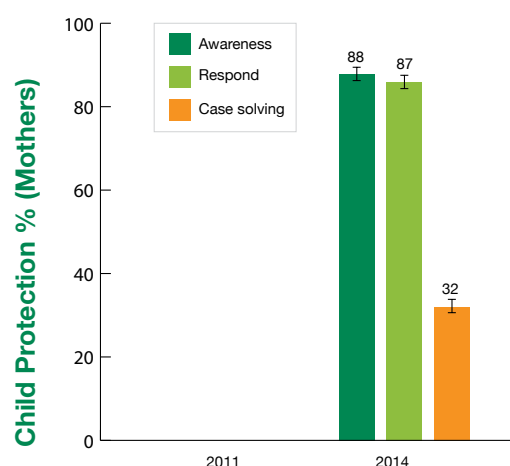
## Outcome Indicator 17:

*% of mothers, children, youth and local authorities who: (a) can name at least three different kinds of child abuse; (b) can say what they would do if a friend, relative or community member told them something bad had happened to a child; and (c) can give an example of a response to a situation of something bad happening to a child (Data from 7 communes)*

There is no data for comparison because this Outcome Indicator was not measured in 2011. The survey results show 88% of mothers understood child abuse, 87% knew what to do in case of child abuse and 32% of mothers knew a response was provided to a situation of child abuse. We, the women's representatives of Romeas Haek, all agreed that **ChildFund Cambodia has worked with partners to prevent child abuse through projects on safe migration, child protection and child rights for local authorities, youth, parents and teachers.**

There is no data for comparison because this Outcome Indicator was not measured in 2011. The survey result shows that 84% of youth understood child abuse, 89% knew what to do in case of child abuse, and 34% knew a response provided to a situation of child abuse. We, the youth representatives of Romeas Haek, all agreed that **this result could be attributed to the training activities on child protection that ChildFund Cambodia provided.**

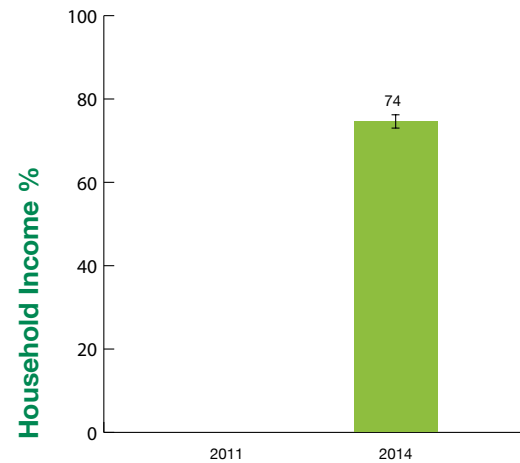
There is no data for comparison because this Outcome Indicator was not measured in 2011. The survey result shows that 88% of the authorities at the village and commune levels understood child abuse, 100% of them knew what to do in case of child abuse, and 56% knew a response provided to a situation of child abuse. This shows that the local authorities have a broad understanding of child protection, but limited knowledge of responses child abuse issues. We, the local authorities of Romaes Haek, all agreed that **ChildFund Cambodia helped prevent child abuse** through training and awareness raising initiatives on child rights and child protection, and by supporting poor children to access schools.



## Outcome Indicator 18:

*% of mothers/caregivers of children aged from 0 to 5 years who report a significant increase in household income over the past three years which was spent on family needs (Data from 7 communes)*

There is no data for comparison because this Outcome Indicator was not measured in 2011. The survey result shows that 74% of mothers in Romeas Haek District reported an increase in their family income. The income was spent primarily on food, clothes, medical treatment and school needs. Family income was also spent on agriculture supplies, home repairs or upgrades, and household water and sanitation needs. We, the women representatives, all agreed that **ChildFund Cambodia has worked with local authorities and the government to provide community members with livelihood training on chicken rearing, and vegetable plantation, and technical support on new techniques of planting seeds and crops.**



Around half of families now have improved water and sanitation facilities, compared to less than one-third in 2011



# ជាតិ សាសនា ព្រះមហាក្សត្រ

Community members in Romeas  
Haek assess the long-term impact  
of ChildFund programs



សិក្ខាសាលាពិគ្រោះយោបល់

លើលទ្ធផលអន្តរាគមន៍ ~ ការផ្លាស់ប្តូរ ~ គ្នាភ័យអភិវឌ្ឍន៍ និង  
ការកំណត់បញ្ហាអាទិភាពសម្រាប់រៀបចំផែនការអភិវឌ្ឍន៍ ៣ឆ្នាំ  
នៅតំបន់គោលដៅក្នុងស្រុកមេសាងហែក

សហការរៀបចំដោយសាលាស្រុកមេសាងហែក និងអង្គការឆាយលហ្វាន កម្ពុជា  
ថ្ងៃទី ១៣ ខែ មីនា ឆ្នាំ ២០១៥

ChildFund  
Cambodia



## + ChildFund Cambodia Management Response

We, the Senior Management Team of ChildFund Cambodia, recognise the importance of the Outcome Indicator surveys conducted in Romeas Haek District in 2011 and 2014, and Attribution and Impact Workshop in March 2015 in shaping and informing the future program development and project identification processes.

We would like to thank all local authorities, community leaders, women, youth, children and representatives of civil society who participated in the process of identifying the impact of ChildFund's work across the 7 communes in Romeas Haek program area during the three-year cycle of engagement.

As well, it is important to acknowledge the Development Effectiveness and program team in Cambodia and Australia who led the successful process of Attribution and Impact Workshop.

Since 2011, ChildFund Cambodia has developed and implemented programs and projects in close collaboration with seven communes in Romeas Haek District. However, not all programs and projects implemented in the past three years address every organisational Outcome Indicator of ChildFund Australia.

ChildFund Cambodia gladly accepts the considered view of the local authorities and community representatives and the impacts that are attributed to ChildFund Cambodia programs. The results of the Attribution and Impact Workshop is an important source of learning for ChildFund Cambodia and will further fuel our commitment to respond to the changing needs of children and young people.

We thank you all again for sharing this very important milestone in the work of ChildFund Cambodia.



ChildFund  
Cambodia

ChildFund  
Australia